



## SEMI-FOREST LINE

# SS

## SKID STEER FLAIL MOWER



240 - 560 Kg



35 - 100 lt/min



180 - 250 bar








The SS line, flail mulcher, cuts grass, branches and small trees up to 5cm diam. These machines are suitable on small mini-loaders, mini-skid steer, with low oil flow. The main use is the maintenance of small green area, parks, or road sides. They can be fitted on machines with weight from 0,65 tons to 2,0 tons.





### STANDARD EQUIPMENT:

Adaptor hitch plate for mini-loader or mini-skid steer, DP and TP have the cast iron gear motors fitted directly to the rotor, TPC have the transmission belts with piston hydraulic motor. Hoses with flat quick release couplings.

### Technical information

Model	Code	Cutting wide cm. 	Weight kg. 	Flow rate lt/min 	Required power HP 	Pressure set bar 
SS-DP 100	820100	100	240	35-50	30-40	180
SS-DP 120	820120	120	280	45-60	30-40	180
SS-TP 150	830150	150	345	60-85	40-60	200-220
SS-TPC 160	835160	160	490	70-90	50-70	200-250
SS-TPC 190	835190	190	560	80-100	60-80	200-250

### Tools

	Multi purpose knives for grass and bushes max size 3 cm. Cod. ZP 293016 Rotor A - standard -		Multi purpose "Y" knives for grass, bushes and shrubs max size 4 cm Cod. ZP 293003 Rotor B - optional -
	Multi purpose "spatula" knives for grass, bushes and wood max size 5 cm Cod. ZP137001 Rotor C - optional -		Multi purpose "Y" knives for grass, bushes max size 2 cm. Cod. ZP322008 Rotor A3

### Optional

Floating linkage bracket DP100-120

Floating linkage bracket TP-TPC